



# National Housing Finance and Investments Limited

Balance Sheet (Unaudited)  
As at September 30, 2018

|                                                                                   | Note  | September 2018<br>Taka | December 2017<br>Taka |
|-----------------------------------------------------------------------------------|-------|------------------------|-----------------------|
| <b>Property and Assets</b>                                                        |       |                        |                       |
| <b>Cash:</b>                                                                      | 4.00  |                        |                       |
| In hand (including foreign currencies)                                            |       | 68,923                 | 77,938                |
| Balance with Bangladesh Bank and its agent bank(s) (including foreign currencies) |       | 191,325,424            | 212,814,180           |
|                                                                                   |       | <b>191,394,347</b>     | <b>212,892,118</b>    |
| <b>Balance with banks and other financial institutions:</b>                       | 5.00  |                        |                       |
| In Bangladesh                                                                     |       | 6,062,968,431          | 4,813,965,603         |
| Outside Bangladesh                                                                |       | -                      | -                     |
|                                                                                   |       | <b>6,062,968,431</b>   | <b>4,813,965,603</b>  |
| <b>Money at call and on short notice</b>                                          | 6.00  | -                      | -                     |
| <b>Investments:</b>                                                               | 7.00  |                        |                       |
| Government                                                                        |       | -                      | -                     |
| Others                                                                            |       | 129,439,328            | 132,094,351           |
|                                                                                   |       | <b>129,439,328</b>     | <b>132,094,351</b>    |
| <b>Loans and advances:</b>                                                        | 8.00  |                        |                       |
| Loans, cash credits, overdrafts etc.                                              |       | 12,195,416,684         | 10,245,332,407        |
| Bills purchased and discounted                                                    |       | -                      | -                     |
|                                                                                   |       | <b>12,195,416,684</b>  | <b>10,245,332,407</b> |
| <b>Fixed assets including premises, furniture and fixtures</b>                    | 9.00  | 229,653,092            | 234,161,187           |
| <b>Other assets</b>                                                               | 10.00 | 570,163,377            | 524,751,124           |
| <b>Non-banking assets</b>                                                         | 11.00 | -                      | -                     |
| <b>Total Assets</b>                                                               |       | <b>19,379,035,258</b>  | <b>16,163,196,789</b> |
| <b>Liabilities and capital</b>                                                    |       |                        |                       |
| <b>Liabilities:</b>                                                               |       |                        |                       |
| <b>Borrowing from other banks, financial institutions and agents</b>              | 12.00 | 1,390,325,034          | 1,720,842,480         |
| <b>Deposits and other accounts:</b>                                               | 13.00 |                        |                       |
| Current accounts and other accounts etc.                                          |       | -                      | -                     |
| Bills payable                                                                     |       | -                      | -                     |
| Savings bank deposits                                                             |       | 7,530,000,000          | 3,930,000,000         |
| Fixed deposits                                                                    |       | 7,579,510,559          | 7,724,983,097         |
| Bearer certificate of deposits                                                    |       | -                      | -                     |
| Other deposits                                                                    |       | 13,094,267             | 13,181,489            |
|                                                                                   |       | <b>15,122,604,825</b>  | <b>11,668,164,585</b> |
| <b>Other liabilities</b>                                                          | 14.00 | 1,201,752,316          | 1,073,585,577         |
| <b>Total Liabilities</b>                                                          |       | <b>17,714,682,175</b>  | <b>14,462,592,642</b> |
| <b>Capital/Shareholders' equity:</b>                                              |       |                        |                       |
| Paid up capital                                                                   | 15.02 | 1,063,920,000          | 1,063,920,000         |
| Statutory reserve                                                                 | 16.00 | 444,563,665            | 411,384,918           |
| Retained earnings                                                                 | 17.00 | 155,869,417            | 225,299,229           |
| <b>Total Shareholders' equity</b>                                                 |       | <b>1,664,353,083</b>   | <b>1,700,604,147</b>  |
| <b>Total liabilities and Shareholders' equity</b>                                 |       | <b>19,379,035,258</b>  | <b>16,163,196,789</b> |



# National Housing Finance and Investments Limited

| Note                                                                  | September 2018<br>Taka | December 2017<br>Taka |
|-----------------------------------------------------------------------|------------------------|-----------------------|
| <b>Off-Balance Sheet Items</b>                                        |                        |                       |
| <b>Contingent Liabilities:</b>                                        |                        |                       |
| Acceptances and endorsements                                          | -                      | -                     |
| Letters of guarantee                                                  | -                      | -                     |
| Irrevocable letters of credit                                         | -                      | -                     |
| Bills for collection                                                  | -                      | -                     |
| Other contingent liabilities                                          | -                      | -                     |
| <b>Other Commitments:</b>                                             |                        |                       |
| Documentary credits and short term trade related transactions         | -                      | -                     |
| Forward assets purchased and forward deposits placed                  | -                      | -                     |
| Undrawn note issuance and revolving underwriting facilities           | -                      | -                     |
| Un-disbursed contracted loans and leases 34.00                        | 707,407,484            | 1,472,681,927         |
| Undrawn formal standby facilities, credit lines and other commitments | -                      | -                     |
|                                                                       | <b>707,407,484</b>     | <b>1,472,681,927</b>  |
| <b>Total Off-Balance Sheet Items including contingent liabilities</b> | <b>707,407,484</b>     | <b>1,472,681,927</b>  |

The accompanying notes form an integral part of these financial statements

(Sayed Ahmed, FCMA)  
Chief Financial Officer

(Md. Sarwar Kamal, FCS)  
Company Secretary

(Md. Khalilur Rahman)  
Managing Director

(Md. Kabir Reza, FCMA)  
Director

(Latifur Rahman)  
Chairman

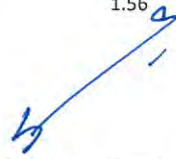



**Profit and Loss Account**  
For the third quarter ended September 30, 2018  
Unaudited

|                                                     | Note  | January 01 to<br>September 30, | January 01 to<br>September | July 01 to<br>September 30, | July 01 to<br>September 30, |
|-----------------------------------------------------|-------|--------------------------------|----------------------------|-----------------------------|-----------------------------|
| Interest Income                                     | 19.00 | 1,431,561,847                  | 991,811,980                | 494,832,937                 | 337,288,214                 |
| Interest paid on deposits, borrowings etc.          | 20.00 | 976,953,943                    | 579,815,280                | 360,577,288                 | 211,560,591                 |
| <b>Net interest income</b>                          |       | <b>454,607,903</b>             | <b>411,996,700</b>         | <b>134,255,648</b>          | <b>125,727,623</b>          |
| Income from investment                              | 21.00 | 4,449,106                      | 15,368,329                 | 329,812                     | 3,000,995                   |
| Commission, exchange and brokerage                  | 22.00 | 56,000                         | 30,100                     | 2,000                       | 1,000                       |
| Other operating income                              | 23.00 | 19,901,907                     | 18,262,960                 | 4,742,030                   | 6,871,956                   |
|                                                     |       | <b>24,407,013</b>              | <b>33,661,389</b>          | <b>5,073,842</b>            | <b>9,873,951</b>            |
| <b>Total operating income (A)</b>                   |       | <b>479,014,916</b>             | <b>445,658,089</b>         | <b>139,329,491</b>          | <b>135,601,574</b>          |
| Salaries and allowances                             | 24.02 | 63,100,145                     | 58,876,734                 | 22,627,208                  | 22,863,974                  |
| Rent, taxes, insurance, electricity etc.            | 24.03 | 6,906,381                      | 6,323,595                  | 2,287,132                   | 2,270,136                   |
| Legal expenses                                      | 24.04 | 1,946,568                      | 2,342,868                  | 226,500                     | 257,650                     |
| Postage, stamps, telecommunication etc.             | 25.00 | 2,647,923                      | 2,545,437                  | 421,296                     | 862,089                     |
| Stationery, printing, advertisement etc.            | 26.00 | 14,865,959                     | 10,625,286                 | 1,721,304                   | 1,624,359                   |
| Managing Director's salary & fees                   | 27.00 | 4,353,822                      | 3,703,000                  | 1,500,000                   | 1,501,000                   |
| Directors' fees and expenses                        | 24.01 | 1,481,200                      | 1,549,409                  | 395,600                     | 482,359                     |
| Auditors' fees                                      | 28.00 | -                              | -                          | -                           | -                           |
| Charges on loan losses                              |       | -                              | -                          | -                           | -                           |
| Depreciation on and repairs to institution's assets | 29.00 | 7,984,326                      | 8,077,777                  | 2,942,220                   | 3,264,147                   |
| Other expenses                                      | 30.00 | 11,471,249                     | 9,688,967                  | 4,177,282                   | 3,199,576                   |
| <b>Total operating expenses (B)</b>                 |       | <b>114,757,573</b>             | <b>103,733,073</b>         | <b>36,298,542</b>           | <b>36,325,290</b>           |
| <b>Profit before provisions (C=A-B)</b>             |       | <b>364,257,343</b>             | <b>341,925,016</b>         | <b>103,030,949</b>          | <b>99,276,284</b>           |
| <b>Provisions for</b>                               |       |                                |                            |                             |                             |
| Loans, advances and leases                          | 31.00 | 58,135,864                     | 48,441,293                 | 20,407,900                  | 15,268,622                  |
| Diminution in value of investments                  | 31.01 | 12,106,938                     | 4,658,497                  | (526,737)                   | 1,330,270                   |
| Others                                              | 31.02 | (67,849)                       | (614,257)                  | (38,470)                    | (136,761)                   |
| <b>Total provisions (D)</b>                         |       | <b>70,174,953</b>              | <b>52,485,533</b>          | <b>19,842,693</b>           | <b>16,462,131</b>           |
| <b>Total profit before taxation (E=C-D)</b>         |       | <b>294,082,391</b>             | <b>289,439,483</b>         | <b>83,188,256</b>           | <b>82,814,152</b>           |
| Provisions for taxation (F)                         | 14.08 | (128,188,655)                  | (111,544,648)              | (35,052,505)                | (38,610,458)                |
| <b>Net profit after taxation (E-F)</b>              |       | <b>165,893,736</b>             | <b>177,894,836</b>         | <b>48,135,752</b>           | <b>44,203,694</b>           |
| <b>Appropriations:</b>                              |       |                                |                            |                             |                             |
| Statutory reserve                                   | 16.00 | 33,178,747                     | 35,578,967                 | 9,627,150                   | 8,840,739                   |
| General reserve                                     |       | -                              | -                          | -                           | -                           |
| Proposed dividend                                   |       | -                              | -                          | -                           | -                           |
|                                                     |       | <b>33,178,747</b>              | <b>35,578,967</b>          | <b>9,627,150</b>            | <b>8,840,739</b>            |
| <b>Retained surplus</b>                             |       | <b>132,714,989</b>             | <b>142,315,869</b>         | <b>38,508,601</b>           | <b>35,362,955</b>           |
| Earnings per share                                  | 32.00 | 1.56                           | 1.67                       | 0.45                        | 0.42                        |

  
(Sayed Ahmed, FCMA)  
Chief Financial Officer

  
(Md. Kabir Reza FCMA)  
Director

  
(Md. Sarwar Kamal, FCS)  
Company Secretary

  
(Md. Khalilur Rahman)  
Managing Director

  
(Latifur Rahman)  
Chairman



# National Housing Finance and Investments Limited

## Statement of Changes in Equity For the third quarter ended September 30, 2018

Figures in Taka

| Particulars                                              | Paid-up Capital      | Statutory Reserve  | General Reserve | Retained Earnings  | Total                |
|----------------------------------------------------------|----------------------|--------------------|-----------------|--------------------|----------------------|
| <b>Balance as at September 30, 2017:</b>                 | <b>1,063,920,000</b> | <b>395,934,254</b> | <b>-</b>        | <b>163,496,572</b> | <b>1,623,350,826</b> |
| Balance as at January 01, 2018                           | 1,063,920,000        | 411,384,918        | -               | 225,299,229        | 1,700,604,147        |
| Changes in accounting policy                             | -                    | -                  | -               | -                  | -                    |
| Restated balance                                         | 1,063,920,000        | 411,384,918        | -               | 225,299,229        | 1,700,604,147        |
| Surplus/deficit on account of revaluation of properties  | -                    | -                  | -               | -                  | -                    |
| Surplus/deficit on account of revaluation of Investments | -                    | -                  | -               | -                  | -                    |
| Currency transaction differences                         | -                    | -                  | -               | -                  | -                    |
| Net gain/loss not recognized in the income statement     | -                    | -                  | -               | -                  | -                    |
| Net profit for the year                                  | -                    | -                  | -               | 165,893,736        | 165,893,736          |
| Dividends                                                | -                    | -                  | -               | (202,144,800)      | (202,144,800)        |
| Transfer to statutory reserve                            | -                    | 33,178,747         | -               | (33,178,747)       | -                    |
| <b>Balance as at September 30, 2018</b>                  | <b>1,063,920,000</b> | <b>444,563,665</b> | <b>-</b>        | <b>155,869,417</b> | <b>1,664,353,083</b> |

The accompanying notes form an integral part of these financial statements and are to be read in conjunction therewith.

(Sayed Ahmed, FCMA)  
Chief Financial Officer

(Md. Sarwar Kamal, FCS)  
Company Secretary

(Md. Khalilur Rahman)  
Managing Director

(Md. Kabir Reza, FCMA)  
Director

(Latifur Rahman)  
Chairman






# National Housing Finance and Investments Limited


Cash Flow Statement  
For the third quarter ended September 30, 2018


|                                                                                                    | September 30, 2018<br>Taka | September 30, 2017<br>Taka |
|----------------------------------------------------------------------------------------------------|----------------------------|----------------------------|
| <b>A. Cash flows from operating activities</b>                                                     |                            |                            |
| Interest receipts in cash                                                                          | 1,387,373,518              | 922,914,496                |
| Interest payments                                                                                  | (915,872,522)              | (569,516,272)              |
| Dividend receipts                                                                                  | 3,115,863                  | 4,444,281                  |
| Fees and commissions receipts in cash                                                              | 56,000                     | 30,100                     |
| Recoveries on loans previously written off                                                         | 1,860,000                  | -                          |
| Cash payments to employees                                                                         | (74,563,233)               | (67,002,165)               |
| Cash payments to suppliers                                                                         | (17,839,306)               | (13,319,821)               |
| Income taxes paid                                                                                  | (148,168,748)              | (150,021,287)              |
| Receipts from other operating activities                                                           | 21,235,150                 | 29,187,007                 |
| Payments for other operating activities                                                            | (18,998,798)               | (20,192,339)               |
| <b>Cash generated from operating activities before changes in operating assets and liabilities</b> | <b>238,197,924</b>         | <b>136,524,001</b>         |
| <b>Increase/(decrease) in operating assets and liabilities:</b>                                    |                            |                            |
| Statutory deposits                                                                                 | -                          | -                          |
| Purchase/sale of trading securities                                                                | -                          | -                          |
| Loans, advances and leases to the client                                                           | (1,950,084,277)            | (830,204,071)              |
| Other assets                                                                                       | (38,877,590)               | (36,228,883)               |
| Term deposits                                                                                      | 3,454,527,462              | 2,626,095,637              |
| Other deposits                                                                                     | (87,222)                   | (4,066,797)                |
| Trading liabilities                                                                                | -                          | -                          |
| Other liabilities                                                                                  | 56,986,789                 | 44,979,215                 |
| <b>Net cash flow from operating activities</b>                                                     | <b>1,522,465,162</b>       | <b>1,800,575,101</b>       |
| <b>B. Cash flows from investing activities</b>                                                     |                            |                            |
| Proceeds from sale of securities                                                                   | 2,655,023                  | (33,596,709)               |
| Payments for purchase of securities                                                                | -                          | -                          |
| Purchase /sale of property, plant & equipment                                                      | (3,150,807)                | (9,486,946)                |
| Purchase /sale of subsidiary                                                                       | -                          | -                          |
| <b>Net cash from investing activities</b>                                                          | <b>(495,784)</b>           | <b>(43,083,655)</b>        |
| <b>C. Cash flows from financing activities</b>                                                     |                            |                            |
| Receipts from issue of loan capital & debt securities                                              | -                          | -                          |
| Payments for redemption of loan capital & debt securities                                          | -                          | -                          |
| Receipt from ordinary shares                                                                       | -                          | -                          |
| Loan from banks                                                                                    | (330,517,446)              | 501,597,954                |
| Dividend paid                                                                                      | (202,144,800)              | (191,505,600)              |
| <b>Net cash from financing activities</b>                                                          | <b>(532,662,246)</b>       | <b>310,092,354</b>         |
| <b>D. Net increase/(decrease) in cash</b>                                                          | <b>1,227,505,057</b>       | <b>2,204,107,800</b>       |
| <b>E. Effects of exchange rate changes on cash and cash equivalent</b>                             | <b>-</b>                   | <b>-</b>                   |
| <b>F. Cash and cash equivalent at beginning of the year</b>                                        | <b>5,026,857,721</b>       | <b>2,456,302,565</b>       |
| <b>G. Cash and cash equivalent at end of the period</b>                                            | <b>6,254,362,778</b>       | <b>4,660,410,365</b>       |
| <b>Cash and cash equivalent at end of the period</b>                                               |                            |                            |
| Cash in hand (including foreign currencies)                                                        | 68,923                     | 78,969                     |
| Balance with Bangladesh Bank and its agent bank(s) (including foreign)                             | 191,325,424                | 198,850,547                |
| Balance with banks and other financial institutions                                                | 6,062,968,431              | 4,461,480,849              |
| Money at call and on short notice                                                                  | -                          | -                          |
|                                                                                                    | <b>6,254,362,778</b>       | <b>4,660,410,365</b>       |


The accompanying notes form an integral part of these financial statements and are to be read in conjunction therewith.

  
(Sayed Ahmed, FCMA)  
Chief Financial Officer

  
(Md. Kabir Beza, FCMA)  
Director

  
(Md. Sarwar Kamal, FCS)  
Company Secretary

  
(Latifur Rahman)  
Chairman

  
(Md. Khalilur Rahman)  
Managing Director

# National Housing Finance and Investments Limited

Continuation Sheet

Notes to the Financial Statements (Un-audited)  
For the third quarter ended September 30, 2018

**1.00 Reporting Entity**

**1.01 Legal status and nature of the company**

National Housing Finance and Investments Limited (NHFIL) was incorporated on August 18, 1998 as a public limited company under the Companies Act 1994, obtaining license from Bangladesh Bank under the Financial Institutions Act 1993 on December 29, 1998. The main objectives of the Company are to carry on the business of financing the acquisition, construction, development and purchase of houses, plots, apartments, real estates, commercial spaces, etc.

The Company has obtained permission from Bangladesh Bank on June 03, 2003 to enter into lease finance operation keeping housing finance as its core business. The Company extends lease finance for all types of industrial, manufacturing and service equipments including vehicles to individual companies and corporate houses.

**1.02 Principal Activities of NHFIL**

The Company provides loan to the extent of 70.00% of the total purchase price of houses, plots and apartments under usual repayable terms varying from 5 years to 20 years. The properties for which loans are disbursed are kept under registered / equitable mortgage as security. In addition to this NHFIL also involves with other activities such as accepting deposits, SME, lease financing, project financing etc.

**1.03 Basis of Reporting**

This third quarter ended financial report has been prepared based on Bangladesh Accounting Standard (BAS)-34 "Interim Financial Reporting".

These interim financial statements should be read in conjunction with the published financial statements for the year ended December 31, 2017, as they provide an update to previously reported information.

**1.04 Accounting policies and method of computations**

Accounting policies and method of computations followed in preparing these financial statements are consistent with those used in the annual financial statements, prepared and published for the year ended December 31, 2017.

**1.05 Post Balance Sheet Events**

All materials events occurring after the balance sheet date have been considered and where necessary, adjusted for or disclosed in note no. 39 of these financial statements.

**2.00 Earnings Per Share (EPS)**

Earnings Per Share has been calculated based on number of shares outstanding for the third quarter ended September 30, 2018 and profit for the same period. The number of shares outstanding for the period was 106.392 million. Earnings per shares for the preceding third quarter ended of September 30, 2017 has also been calculated based on 106.392 million shares.

**3.00 Rounding off and rearrangement of figures**

Figures have been rounded off to the nearest Taka and 2017 figures have been reclassified/rearranged, where necessary, to conform to current period presentation.

✓



# National Housing Finance and Investments Limited

Continuation Sheet

|                                                                                                                                                                                                                                                                                                                                                                                                                                                                                 | September 2018<br>Taka | December 2017<br>Taka |
|---------------------------------------------------------------------------------------------------------------------------------------------------------------------------------------------------------------------------------------------------------------------------------------------------------------------------------------------------------------------------------------------------------------------------------------------------------------------------------|------------------------|-----------------------|
| <b>4.00 Cash</b>                                                                                                                                                                                                                                                                                                                                                                                                                                                                |                        |                       |
| <b>Cash in hand:</b>                                                                                                                                                                                                                                                                                                                                                                                                                                                            |                        |                       |
| Local currency                                                                                                                                                                                                                                                                                                                                                                                                                                                                  | 68,923                 | 77,938                |
| Foreign currencies                                                                                                                                                                                                                                                                                                                                                                                                                                                              | -                      | -                     |
|                                                                                                                                                                                                                                                                                                                                                                                                                                                                                 | <b>68,923</b>          | <b>77,938</b>         |
| <b>Balance with Bangladesh Bank and its agent Bank:</b>                                                                                                                                                                                                                                                                                                                                                                                                                         |                        |                       |
| Local currency                                                                                                                                                                                                                                                                                                                                                                                                                                                                  | 191,325,424            | 212,814,180           |
| Foreign currencies                                                                                                                                                                                                                                                                                                                                                                                                                                                              | -                      | -                     |
|                                                                                                                                                                                                                                                                                                                                                                                                                                                                                 | <b>191,325,424</b>     | <b>212,814,180</b>    |
|                                                                                                                                                                                                                                                                                                                                                                                                                                                                                 | <b>191,394,347</b>     | <b>212,892,118</b>    |
| <b>4.01 Cash Reserve Requirement (CRR) and Statutory Liquidity Reserve (SLR)</b>                                                                                                                                                                                                                                                                                                                                                                                                |                        |                       |
| Cash Reserve Requirement (CRR) and Statutory Liquidity Reserve (SLR) have been calculated and maintained in accordance with section 19 of the Financial Institutions Act 1993, rules 5 of the Financial Institutions Regulations 1994 and FID circular # 6 dated November 06, 2003.                                                                                                                                                                                             |                        |                       |
| The CRR on the Company's term deposits received from public @ 2.50% has been calculated and maintained with Bangladesh Bank in current account and 5.00% SLR, including CRR, on the total liabilities has been maintained in the form of balance with banks and other financial institutions. Both the reserves maintained by the Company are in excess of the statutory requirements. Details of CRR & SLR maintained by the company are shown in the note: 4.01.01 & 4.01.02. |                        |                       |
| <b>4.01.01 Cash Reserve Requirement (CRR)</b>                                                                                                                                                                                                                                                                                                                                                                                                                                   |                        |                       |
| Required reserve                                                                                                                                                                                                                                                                                                                                                                                                                                                                | 186,221,209            | 202,824,315           |
| Actual reserve held                                                                                                                                                                                                                                                                                                                                                                                                                                                             | 191,325,424            | 212,814,180           |
| <b>Surplus/(deficit)</b>                                                                                                                                                                                                                                                                                                                                                                                                                                                        | <b>5,104,214</b>       | <b>9,989,864</b>      |
| <b>4.01.02 Statutory Liquidity Reserve (SLR)</b>                                                                                                                                                                                                                                                                                                                                                                                                                                |                        |                       |
| Required reserve                                                                                                                                                                                                                                                                                                                                                                                                                                                                | 497,523,592            | 454,925,687           |
| Actual reserve held                                                                                                                                                                                                                                                                                                                                                                                                                                                             | 5,633,191,496          | 3,780,100,485         |
| <b>Surplus/(deficit)</b>                                                                                                                                                                                                                                                                                                                                                                                                                                                        | <b>5,135,667,904</b>   | <b>3,325,174,798</b>  |
| <b>5.00 Balance with banks and other financial institutions</b>                                                                                                                                                                                                                                                                                                                                                                                                                 |                        |                       |
| <b>5.01 In Bangladesh</b>                                                                                                                                                                                                                                                                                                                                                                                                                                                       |                        |                       |
| On current accounts (note: 5.01.01)                                                                                                                                                                                                                                                                                                                                                                                                                                             | 19,424,166             | 14,287,657            |
| On Short Term Deposit (STD) Accounts (note: 5.01.02)                                                                                                                                                                                                                                                                                                                                                                                                                            | 130,396,266            | 110,617,272           |
| On Fixed Deposit Account (note: 5.01.03)                                                                                                                                                                                                                                                                                                                                                                                                                                        | 5,913,148,000          | 4,689,060,674         |
|                                                                                                                                                                                                                                                                                                                                                                                                                                                                                 | <b>6,062,968,431</b>   | <b>4,813,965,603</b>  |
| <b>Outside Bangladesh</b>                                                                                                                                                                                                                                                                                                                                                                                                                                                       | -                      | -                     |
|                                                                                                                                                                                                                                                                                                                                                                                                                                                                                 | <b>6,062,968,431</b>   | <b>4,813,965,603</b>  |
| <b>5.01.01 On Current Accounts</b>                                                                                                                                                                                                                                                                                                                                                                                                                                              |                        |                       |
| AB Bank Limited                                                                                                                                                                                                                                                                                                                                                                                                                                                                 | 184,465                | 184,465               |
| Agrani Bank Limited                                                                                                                                                                                                                                                                                                                                                                                                                                                             | 573,538                | -                     |
| Bank Asia Limited                                                                                                                                                                                                                                                                                                                                                                                                                                                               | 4,546,702              | 9,205,541             |
| Janata Bank Limited                                                                                                                                                                                                                                                                                                                                                                                                                                                             | 5,000                  | -                     |
| EXIM Bank Limited                                                                                                                                                                                                                                                                                                                                                                                                                                                               | 184,149                | 184,149               |
| National Bank Limited                                                                                                                                                                                                                                                                                                                                                                                                                                                           | 6,503,394              | 3,557,098             |
| One Bank Limited                                                                                                                                                                                                                                                                                                                                                                                                                                                                | -                      | 521                   |
| Woori Bank Limited                                                                                                                                                                                                                                                                                                                                                                                                                                                              | 7,525                  | 2,525                 |
| Trust Bank Limited                                                                                                                                                                                                                                                                                                                                                                                                                                                              | 14,360                 | 14,360                |
| Mercantile Bank Limited                                                                                                                                                                                                                                                                                                                                                                                                                                                         | 7,405,032              | 1,138,708             |
| The City Bank Limited                                                                                                                                                                                                                                                                                                                                                                                                                                                           | -                      | 289                   |
|                                                                                                                                                                                                                                                                                                                                                                                                                                                                                 | <b>19,424,166</b>      | <b>14,287,657</b>     |

Y 1

# National Housing Finance and Investments Limited

Continuation Sheet

|                                                                          | September 2018<br>Taka | December 2017<br>Taka |
|--------------------------------------------------------------------------|------------------------|-----------------------|
| <b>5.01.02 On Short Term Deposit (STD) Accounts</b>                      |                        |                       |
| Islami Bank Bangladesh Limited                                           | 1,068,264              | 4,813,135             |
| AB Bank Limited                                                          | 12,505                 | 12,936                |
| Commercial Bank of Ceylon PLC                                            | 6,808,143              | -                     |
| Dutch Bangla Bank Limited                                                | 3,317,034              | -                     |
| Bank Asia Limited                                                        | 9,884,636              | 7,148,018             |
| Mutual Trust Bank Limited                                                | 2,445,353              | 28,656.00             |
| Eastern Bank Limited                                                     | 6,302,506              | 4,745,135             |
| Exim Bank Limited                                                        | 4,957                  | 4,957                 |
| Jamuna Bank Limited                                                      | 61,499,545             | 40,137,029            |
| National Bank Limited                                                    | 2,285,852              | 323,849               |
| One Bank Limited                                                         | 470,359                | 1,323,487             |
| Prime Bank Limited                                                       | 214,412                | -                     |
| Premier Bank Limited                                                     | 4,921,845              | 2,634,567             |
| Pubali Bank Limited                                                      | 1,497,075              | 30,514,242            |
| Shahjalal Islami Bank Limited                                            | 10,328,760             | 2,875,859             |
| Sonali Bank Limited                                                      | 7,089                  | 2,089                 |
| SBAC Bank Limited                                                        | 53,555                 | 7,495,833             |
| Southeast Bank Limited                                                   | 7,570,483              | -                     |
| Trust Bank Limited                                                       | 8,387,739              | 1,610,665             |
| United Commercial Bank Limited                                           | -                      | 863                   |
| Bank Alfalah Limited                                                     | 538,912                | 6,320,882             |
| Mercantile Bank Limited                                                  | 2,777,244              | 625,069               |
|                                                                          | <b>130,396,266</b>     | <b>110,617,272</b>    |
| <b>5.01.03 On Fixed Deposit Account</b>                                  |                        |                       |
| National Finance Limited                                                 | 50,000,000             | 200,000,000           |
| BD Finance Limited                                                       | -                      | 200,000,000           |
| Dhaka Bank Limited                                                       | 3,000,000,000          | -                     |
| Exim Bank Limited                                                        | 200,000,000            | -                     |
| Meridian Finance Limited                                                 | -                      | 400,000,000           |
| Jamuna Bank Limited                                                      | 1,600,000,000          | 1,600,000,000         |
| National Bank Limited                                                    | 100,000,000            | -                     |
| Fareast Finance Limited                                                  | 37,000,000             | 100,000,000           |
| Industrial and Infrastructure Development Finance Company Limited        | 50,000,000             | -                     |
| Bangladesh Commerce Bank Limited                                         | -                      | 20,333,800            |
| Bay leasing and Investment Limited                                       | -                      | 100,000,000           |
| Islamic Finance and Investment Limited                                   | -                      | 100,000,000           |
| International Leasing and Financial Services Limited                     | 154,800,000            | 400,000,000           |
| Reliance Finance Limited                                                 | -                      | 200,000,000           |
| IPDC Finance Limited                                                     | 150,000,000            | 50,000,000            |
| CAPM Venture Capital & Finance Limited                                   | 100,000,000            | 200,000,000           |
| Premier leasing & Finance Limited                                        | 74,000,000             | 100,000,000           |
| SBAC Bank Limited                                                        | 100,000,000            | 227,951,374           |
| Union Capital Limited                                                    | -                      | 200,000,000           |
| GSP Finance (BD) Limited                                                 | 100,000,000            | 150,000,000           |
| Hajj Finance Company Limited                                             | -                      | 170,000,000           |
| Social Islami Bank Limited                                               | 10,348,000             | 30,000,000            |
| MIDAS Financing Limited                                                  | -                      | 100,000,000           |
| Prime Finance & Investment Limited                                       | 50,500,000             | 100,000,000           |
| Lankabangla Finance Limited                                              | 100,000,000            | -                     |
| The Farmers Bank Limited                                                 | 36,500,000             | 40,775,500            |
|                                                                          | <b>5,913,148,000</b>   | <b>4,689,060,674</b>  |
| <b>6.00 Money at call and on short notice<br/>With Banking Companies</b> | -                      | -                     |
| <b>7.00 Investments</b>                                                  |                        |                       |
| Government securities                                                    | -                      | -                     |
| Other investments (note: 7.01)                                           | 129,439,328            | 132,094,351           |
|                                                                          | <b>129,439,328</b>     | <b>132,094,351</b>    |

57



# National Housing Finance and Investments Limited

Continuation Sheet

| September 2018<br>Taka | December 2017<br>Taka |
|------------------------|-----------------------|
|------------------------|-----------------------|

## 7.01 Other Investments

Preference Shares

Ordinary Shares (note: 7.01.01)

|                    |                    |
|--------------------|--------------------|
| 20,000,000         | 30,000,000         |
| 109,439,328        | 102,094,351        |
| <b>129,439,328</b> | <b>132,094,351</b> |

### 7.01.01 Investment in ordinary shares

| Name of Company                         | Cost Price | Number of Shares | Cost Value         | Market Price | Market Value as on 30.09.2018 | Provision for diminution in value of share |
|-----------------------------------------|------------|------------------|--------------------|--------------|-------------------------------|--------------------------------------------|
| ACI Formulations Limited                | 189.64     | 162,150          | 30,749,486         | 155.80       | 25,262,970                    | 5,486,516                                  |
| The ACME Laboratories Limited           | 117.16     | 55,000           | 6,443,624          | 88.70        | 4,878,500                     | 1,565,124                                  |
| M.L. Dyeing Limited                     | 10.00      | 6,040            | 60,400             | 22.00        | 132,880                       | (72,480)                                   |
| Lankabangla Finance limited             | 38.49      | 218,000          | 8,390,672          | 26.10        | 5,689,800                     | 2,700,872                                  |
| Becon Pharmaceuticals Limited           | 21.33      | 330,968          | 7,060,505          | 18.30        | 6,056,714                     | 1,003,791                                  |
| IDLC Finance Limited                    | 78.69      | 207,500          | 16,327,959         | 59.60        | 12,367,000                    | 3,960,959                                  |
| VFS Thread Dyeing Limited               | 10.00      | 7,038            | 70,380             | 31.00        | 218,178                       | (147,798)                                  |
| Aman Cotton Fibrous Limited             | 40.00      | 15,692           | 627,680            | 53.70        | 842,660                       | (214,980)                                  |
| Titas Gas Limited                       | 49.64      | 350,000          | 17,374,642         | 39.50        | 13,825,000                    | 3,549,642                                  |
| Bangladesh Shipping Corporation         | 50.56      | 149,603          | 7,563,495          | 41.90        | 6,268,366                     | 1,295,129                                  |
| Advent Pharma Limited                   | 10.00      | 3,457            | 34,570             | 33.30        | 115,118                       | (80,548)                                   |
| Silva Pharmaceuticals Limited           | 10.00      | 18,387           | 183,780            | 10.00        | 183,780                       | -                                          |
| SK Trims & Industries Limited           | 10.00      | 10,082           | 100,820            | 34.20        | 344,804                       | (243,984)                                  |
| Bashundhara Paper Mills Limited         | 80.00      | 21,613           | 1,729,040          | 113.50       | 2,453,075.50                  | (724,036)                                  |
| Intraco Refueling Station Limited       | 10.00      | 5,334            | 53,340             | 30.50        | 162,687                       | (109,347)                                  |
| Golden Harvest Agro Industries Limited  | 45.76      | 30,000           | 1,372,731          | 38.40        | 1,152,000                     | 220,731                                    |
| Dhaka Electric Supply Company Limited   | 47.95      | 70,000           | 3,356,215          | 43.80        | 3,066,000                     | 290,215                                    |
| LafargeHolcim Bangladesh Limited        | 69.04      | 115,000          | 7,939,899          | 51.90        | 5,968,500                     | 1,971,399                                  |
| <b>Total</b>                            |            |                  | <b>109,439,238</b> |              | <b>88,988,034</b>             | <b>20,451,204</b>                          |
| Opening Balance                         |            |                  |                    |              | 8,344,266                     | 184,305                                    |
| Charge /(recovery) during the year      |            |                  |                    |              | 12,106,938                    | 8,159,961                                  |
| <b>Balance as on September 30, 2018</b> |            |                  |                    |              | <b>20,451,204</b>             | <b>8,344,266</b>                           |

# National Housing Finance and Investments Limited

Continuation Sheet

|             |                                                                                                                                                                                                                                                          | September 2018<br>Taka | December 2017<br>Taka |
|-------------|----------------------------------------------------------------------------------------------------------------------------------------------------------------------------------------------------------------------------------------------------------|------------------------|-----------------------|
| <b>8.00</b> | <b>Loans and advances</b>                                                                                                                                                                                                                                |                        |                       |
|             | Mortgage loans                                                                                                                                                                                                                                           | 10,900,554,694         | 8,873,727,141         |
|             | Lease finance                                                                                                                                                                                                                                            | 89,877,686             | 98,989,785            |
|             | Term loans                                                                                                                                                                                                                                               | 339,532,890            | 441,934,218           |
|             | Small & Medium Enterprises Loan                                                                                                                                                                                                                          | 750,782,300            | 754,100,735           |
|             | Loan Against Fixed Deposits                                                                                                                                                                                                                              | 43,301,312             | 39,621,891            |
|             | Staff loan (note: 8.01)                                                                                                                                                                                                                                  | 71,367,801             | 36,958,636            |
|             |                                                                                                                                                                                                                                                          | <b>12,195,416,684</b>  | <b>10,245,332,407</b> |
| <b>8.01</b> | <b>Staff Loan</b>                                                                                                                                                                                                                                        |                        |                       |
|             | Personal loan                                                                                                                                                                                                                                            | 39,222,001             | 15,472,451            |
|             | Car loan                                                                                                                                                                                                                                                 | 2,109,801              | 3,665,477             |
|             | House building loan                                                                                                                                                                                                                                      | 30,035,999             | 17,820,708            |
|             |                                                                                                                                                                                                                                                          | <b>71,367,801</b>      | <b>36,958,636</b>     |
| <b>8.02</b> | <b>Details of Large Loan</b>                                                                                                                                                                                                                             |                        |                       |
|             | As at 30th September 2018 there was no client with whom amount of outstanding and classified loans, advances and leases exceeded 15.00% of the total capital of the Company.                                                                             |                        |                       |
| <b>8.03</b> | <b>Particulars of Loans, Advances and Leases</b>                                                                                                                                                                                                         |                        |                       |
|             | Loans considered good in respect of which the Company is fully secured                                                                                                                                                                                   | 11,290,965,125         | 10,582,217,816        |
|             | Loans considered good against which the Company holds no security other than debtors' personal guarantee                                                                                                                                                 | 41,331,802             | 34,610,379            |
|             | Loans considered good secured by the personal undertaking of one or more parties in addition to the personal guarantee of the debtors                                                                                                                    | 998,178,743            | 998,178,743           |
|             | Loans adversely classified-no provision not maintained there against                                                                                                                                                                                     | -                      | -                     |
|             |                                                                                                                                                                                                                                                          | <b>12,330,475,671</b>  | <b>11,615,006,939</b> |
|             | Loans due by directors or officers of the bank or any of them either separately or jointly with any other persons                                                                                                                                        | 71,367,801             | 36,958,636            |
|             | Loans due from companies or firms in which the directors or officers of the Company have interest as directors, partners or managing agents or, in case of private companies, as members                                                                 | -                      | -                     |
|             | Maximum total amount of advance, including temporary advance made at any time during the year to directors or managers or officers of the Company or any of them either separately or jointly with any other person                                      | -                      | -                     |
|             | Maximum total amount of advance, including temporary advances granted during the year to companies or firms in which the directors of the Company are interested as directors, partners or managing agents or, in case of private companies, as members. | -                      | -                     |
|             | Due from banks/financial institutions                                                                                                                                                                                                                    | -                      | -                     |
|             | <b>Classified loans, advances and leases:</b>                                                                                                                                                                                                            |                        |                       |
|             | a) Classified loans, advances and leases on which interest has not been charged (Note-8.09)                                                                                                                                                              | 388,817,600            | 524,680,654           |
|             | b) Loans written off                                                                                                                                                                                                                                     | -                      | 38,726,772            |
|             | c) Realized from previous written off                                                                                                                                                                                                                    | -                      | -                     |
|             | d) Provision on bad loans, advances and leases                                                                                                                                                                                                           | 108,716,173            | 82,252,462            |
|             | e) Interest credited to the interest suspense account (Note-14.05)                                                                                                                                                                                       | 148,486,908            | 110,550,694           |
|             | f) Cumulative amount of the written off loans/Leases:                                                                                                                                                                                                    |                        |                       |
|             | Opening balance                                                                                                                                                                                                                                          | 298,540,088            | 259,813,316           |
|             | Amount written off during the year                                                                                                                                                                                                                       | -                      | 38,726,772            |
|             | Cumulative to date                                                                                                                                                                                                                                       | 298,540,088            | 298,540,088           |
|             | Recovery from write-off                                                                                                                                                                                                                                  | -                      | -                     |
|             | Written off loans for which law suit filed                                                                                                                                                                                                               | 298,540,088            | 298,540,088           |
| <b>8.04</b> | The directors of the Company have not taken any loan from National Housing during the year or there is no outstanding loan balances with any directors of the company.                                                                                   |                        |                       |

✓ 3



## 9.00 Fixed assets including premises, furniture and fixtures for 2018

|                                            | September 2018<br>Taka | December 2017<br>Taka |
|--------------------------------------------|------------------------|-----------------------|
| <b>Cost</b>                                |                        |                       |
| Opening balance                            | 295,539,107            | 287,217,919           |
| Add: Addition during the year              | 3,150,807              | 10,259,241            |
|                                            | <b>298,689,914</b>     | <b>297,477,160</b>    |
| Less: Disposed during the year             | -                      | (1,938,053)           |
| <b>Balance as on 30.09.2018</b>            | <b>298,689,914</b>     | <b>295,539,107</b>    |
| Less: Accumulated depreciation (9.01)      | (69,036,822)           | (61,377,920)          |
| <b>Written down value as on 30.09.2018</b> | <b>229,653,092</b>     | <b>234,161,187</b>    |

## 9.01 Accumulated depreciation

|                                           |                   |                   |
|-------------------------------------------|-------------------|-------------------|
| Opening balance                           | 61,377,920        | 52,496,581        |
| Add: Depreciation charged during the year | 7,658,902         | 10,690,416        |
|                                           | <b>69,036,822</b> | <b>63,186,997</b> |
| Less: Adjustment during the year          | -                 | (1,809,077)       |
| <b>Balance as on 30.09.2018</b>           | <b>69,036,822</b> | <b>61,377,920</b> |

For details please refer to Annexure - A

✓ 9

# National Housing Finance and Investments Limited

Continuation Sheet

|                                           | September 2018<br>Taka | December 2017<br>Taka |
|-------------------------------------------|------------------------|-----------------------|
| <b>10.00 Other assets</b>                 |                        |                       |
| Income Generating Other Assets:           | -                      | -                     |
| Non-income Generating Other Assets:       |                        |                       |
| Advance against fixed assets              | 92,139,027             | 77,249,503            |
| Security deposits                         | 154,460                | 154,460               |
| Advance income tax (note: 10.01)          | 293,317,423            | 326,304,486           |
| Advance against branch office             | 67,738                 | 21,600                |
| Advance against office rent               | 2,104,000              | 2,150,100             |
| Stamp & Security Paper                    | 366,570                | 273,431               |
| Deferred tax assets (note: 10.03)         | 3,021,365              | 3,021,365             |
| Other receivables (note: 10.02)           | 178,992,795            | 115,576,178           |
|                                           | <u>570,163,377</u>     | <u>524,751,124</u>    |
| <b>10.01 Advance Income Tax</b>           |                        |                       |
| Balance as at 1st January                 | 326,304,486            | 430,620,104           |
| Add: Advance tax for the year:            |                        |                       |
| Tax paid during the year                  | 111,990,496            | 172,024,136           |
| Tax deducted at source                    | 36,178,252             | 20,182,939            |
| Less: Adjusted against tax provision      | (181,155,812)          | (296,522,692)         |
|                                           | <u>(32,987,064)</u>    | <u>(104,315,617)</u>  |
| Balance as at 30th September              | <u>293,317,423</u>     | <u>326,304,486</u>    |
| <b>10.02 Other Receivables</b>            |                        |                       |
| Cheque dishonored charges                 | 420,648                | 464,547               |
| Accounts receivable                       | 22,356,934             | 3,330,539             |
| Interest on bank deposits                 | 138,888,975            | 94,700,646            |
| Receivable from Dhaka Stock Exchange Ltd. | 1,399,845              | 4,713,440             |
| Receivable from Multi Securities          | 7,120                  | 7,120                 |
| Receivable from ETBL Securities           | 278,880                | 470,470               |
| Receivable from UFT Co. Ltd               | 3,696                  | 21,440                |
| Legal charges receivable                  | 13,736,006             | 11,421,158            |
| Others                                    | 1,900,691              | 446,819               |
|                                           | <u>178,992,795</u>     | <u>115,576,178</u>    |
| <b>10.03 Deferred tax assets</b>          |                        |                       |
| Balance as at 1st January                 | 3,021,365              | 3,399,235             |
| Add: Addition during the year             | -                      | (377,870)             |
|                                           | <u>3,021,365</u>       | <u>3,021,365</u>      |
| <b>11.00 Non-banking assets</b>           | -                      | -                     |

✓ 9



# National Housing Finance and Investments Limited

Continuation Sheet

|       |                                                                      | September 2018<br>Taka | December 2017<br>Taka |
|-------|----------------------------------------------------------------------|------------------------|-----------------------|
| 12.00 | <b>Borrowing from banks, other financial institutions and agents</b> |                        |                       |
|       | <b>Secured</b>                                                       |                        |                       |
|       | <b>In Bangladesh:</b>                                                |                        |                       |
|       | <b>Secured Overdraft</b>                                             |                        |                       |
|       | Banking companies:                                                   |                        |                       |
|       | Eastern Bank Limited                                                 | 7,358,204              | 96,591,304            |
|       | Agrani Bank Limited                                                  | -                      | -                     |
|       | SBAC Bank Limited                                                    | -                      | -                     |
|       | Mercantile Bank Limited                                              | 5,170,452              | 50,032,839            |
|       | Mutual Trust Bank Limited                                            | 471,431                | 402                   |
|       | Prime Bank Limited                                                   | -                      | 23,653,048            |
|       | Pubali Bank Limited                                                  | 30,983,066             | 201,380,182           |
|       | United Commercial Bank Limited                                       | 1,879,129              | 8,307,590             |
|       |                                                                      | <u>45,862,283</u>      | <u>379,965,364</u>    |
|       | Non-banking financial institution                                    | -                      | -                     |
|       |                                                                      | <u>45,862,283</u>      | <u>379,965,364</u>    |
|       | <b>Outside Bangladesh</b>                                            |                        |                       |
|       | <b>Sub-total:</b>                                                    | <u>45,862,283</u>      | <u>379,965,364</u>    |
|       | <b>Term Loan :</b>                                                   |                        |                       |
|       | Banking companies:                                                   |                        |                       |
|       | SBAC Bank Limited                                                    | -                      | -                     |
|       | Eastern Bank Limited                                                 | 86,450,000             | 1,500,000             |
|       | Woori Bank Ltd.                                                      | 162,000,000            | 162,000,000           |
|       |                                                                      | <u>248,450,000</u>     | <u>163,500,000</u>    |
|       | Non-banking financial institution                                    | -                      | -                     |
|       |                                                                      | <u>248,450,000</u>     | <u>163,500,000</u>    |
|       | <b>Outside Bangladesh</b>                                            |                        |                       |
|       | <b>Sub-total:</b>                                                    | <u>248,450,000</u>     | <u>163,500,000</u>    |
|       | <b>Bangladesh Bank Loan:</b>                                         |                        |                       |
|       | SME loan                                                             | 380,901,764            | 508,627,235           |
|       | HML Refinance Scheme                                                 | 245,110,987            | 268,749,881           |
|       | <b>Sub-total:</b>                                                    | <u>626,012,751</u>     | <u>777,377,116</u>    |
|       | <b>Un-secured</b>                                                    |                        |                       |
|       | <b>Money at call and on short notice:</b>                            |                        |                       |
|       | Banking companies:                                                   |                        |                       |
|       | Sonal Bank Limited                                                   | 170,000,000            | 150,000,000           |
|       | Agrani Bank Limited                                                  | 150,000,000            | 100,000,000           |
|       | National Credit and Commerce Bank Limited                            | 150,000,000            | -                     |
|       | Janata Bank Limited                                                  | -                      | 150,000,000           |
|       |                                                                      | <u>470,000,000</u>     | <u>400,000,000</u>    |
|       | Non-banking financial institution                                    | -                      | -                     |
|       |                                                                      | <u>470,000,000</u>     | <u>400,000,000</u>    |
|       | <b>Outside Bangladesh</b>                                            |                        |                       |
|       | <b>Sub-total:</b>                                                    | <u>470,000,000</u>     | <u>400,000,000</u>    |
|       | <b>Total:</b>                                                        | <u>1,390,325,034</u>   | <u>1,720,842,480</u>  |
| 13.00 | <b>Deposits and other accounts</b>                                   |                        |                       |
|       | Bank Term deposits                                                   | 7,530,000,000          | 3,930,000,000         |
|       | Customer deposits                                                    | 7,579,510,559          | 7,724,983,097         |
|       | Other deposits (note: 13.01)                                         | 13,094,267             | 13,181,489            |
|       |                                                                      | <u>15,122,604,825</u>  | <u>11,668,164,585</u> |
| 13.01 | <b>Other Deposits</b>                                                |                        |                       |
|       | Home mortgage loan deposit                                           | 1,604,993              | 1,594,993             |
|       | Margin deposit                                                       | 2,230,390              | 2,219,850             |
|       | Refundable share money deposit                                       | 6,210,394              | 6,210,394             |
|       | Lease deposit                                                        | 3,048,490              | 3,156,252             |
|       |                                                                      | <u>13,094,267</u>      | <u>13,181,489</u>     |

8 9

# National Housing Finance and Investments Limited

Continuation Sheet

|                                                                              | September 2018<br>Taka | December 2017<br>Taka |
|------------------------------------------------------------------------------|------------------------|-----------------------|
| <b>14.00 Other liabilities</b>                                               |                        |                       |
| Provision for loans, advances, investments and others (note: 14.01 to 14.04) | 271,636,849            | 201,461,896           |
| Interest suspense (note: 14.05)                                              | 148,486,908            | 110,550,694           |
| Provision for gratuity (note: 14.06)                                         | -                      | 3,903,586             |
| Withholding tax payable                                                      | 7,879,952              | 493,190               |
| VAT & Excise duty payable                                                    | 3,045,178              | 189,750               |
| Provision for current tax (note: 14.07)                                      | 378,882,748            | 431,849,906           |
| Interest payable                                                             | 358,702,845            | 297,621,424           |
| Accrued expenses (note: 14.09)                                               | -                      | 287,500               |
| Unclaimed dividend                                                           | 16,273,646             | 15,711,392            |
| Accounts Payable                                                             | 136,411                | 7,245,677             |
| Sundry deposit                                                               | 16,707,778             | 4,270,562             |
| Sundry liabilities                                                           | -                      | -                     |
|                                                                              | <b>1,201,752,316</b>   | <b>1,073,585,577</b>  |
| <b>14.01 Specific Provision on Loans, Advances</b>                           |                        |                       |
| Balance as at 1st January                                                    | 94,107,101             | 74,323,684            |
| <i>Less:</i> Fully provided debt written off                                 | -                      | (37,036,572)          |
| <b>Provision after written off</b>                                           | 94,107,101             | 37,287,112            |
| <i>Add:</i> Provision made during the year                                   | 151,495,724            | 172,152,231           |
| <i>Less:</i> Provision recovered                                             | (108,028,344)          | (115,332,242)         |
| <b>Net charge in the profit &amp; loss account</b>                           | 43,467,380             | 56,819,989            |
| <i>Add:</i> Recoveries of amounts previously written off                     | -                      | -                     |
| <i>Less:</i> Written off of provision no longer required                     | -                      | -                     |
| <b>Provisions held at 30th September</b>                                     | <b>137,574,481</b>     | <b>94,107,101</b>     |
| <b>14.02 General Provision on Loans, Advances and Leases</b>                 |                        |                       |
| Balance as at 1st January                                                    | 91,292,214             | 110,265,523           |
| <i>Add:</i> Provision made during the year                                   | 28,730,568             | 94,161,496            |
| <i>Less:</i> Provision recovered                                             | (14,062,084)           | (113,134,804)         |
| <b>Net charge in the profit &amp; loss account</b>                           | 14,668,484             | (18,973,309)          |
| <b>Balance as at 30th September</b>                                          | <b>105,960,698</b>     | <b>91,292,214</b>     |

✓ 5



# National Housing Finance and Investments Limited

Continuation Sheet

|                                                                                                                                                                                                                                                                                                                                           | September 2018<br>Taka | December 2017<br>Taka |
|-------------------------------------------------------------------------------------------------------------------------------------------------------------------------------------------------------------------------------------------------------------------------------------------------------------------------------------------|------------------------|-----------------------|
| <b>14.03 Provision on investments in share</b>                                                                                                                                                                                                                                                                                            |                        |                       |
| Balance as at 1st January                                                                                                                                                                                                                                                                                                                 | 8,344,266              | 184,305               |
| <i>Add:</i> Provision made during the year                                                                                                                                                                                                                                                                                                | 17,631,394             | 13,718,365            |
| <i>Less:</i> Provision recovered                                                                                                                                                                                                                                                                                                          | (5,524,456)            | (5,558,404)           |
| <b>Net charge in the profit &amp; loss account</b>                                                                                                                                                                                                                                                                                        | 12,106,938             | 8,159,961             |
| <b>Balance as at 30th September</b>                                                                                                                                                                                                                                                                                                       | <u>20,451,204</u>      | <u>8,344,266</u>      |
| <b>14.04 Provision on others</b>                                                                                                                                                                                                                                                                                                          |                        |                       |
| Balance as at 1st January                                                                                                                                                                                                                                                                                                                 | 7,718,315              | 9,547,252             |
| <i>Add:</i> Provision made during the year                                                                                                                                                                                                                                                                                                | -                      | 564,515               |
| <i>Less:</i> Provision recovered                                                                                                                                                                                                                                                                                                          | (67,849)               | (703,252)             |
| <b>Net charge in the profit &amp; loss account</b>                                                                                                                                                                                                                                                                                        | (67,849)               | (138,737)             |
|                                                                                                                                                                                                                                                                                                                                           | 7,650,466              | 9,408,515             |
| <i>Less:</i> Fully provided debt written off                                                                                                                                                                                                                                                                                              | -                      | (1,690,200)           |
| <b>Provisions held at 30th September</b>                                                                                                                                                                                                                                                                                                  | <u>7,650,466</u>       | <u>7,718,315</u>      |
| <b>14.05 Interest Suspense Account</b>                                                                                                                                                                                                                                                                                                    |                        |                       |
| Balance as at 1st January                                                                                                                                                                                                                                                                                                                 | 110,550,694            | 99,726,389            |
| <i>Add:</i> Interest suspense charged during the year                                                                                                                                                                                                                                                                                     | 179,471,123            | 179,609,978           |
| <i>Less:</i> Interest suspense realized during the year                                                                                                                                                                                                                                                                                   | (141,534,909)          | (168,785,673)         |
| <b>Net charge in the profit &amp; loss account</b>                                                                                                                                                                                                                                                                                        | 37,936,214             | 10,824,305            |
|                                                                                                                                                                                                                                                                                                                                           | 148,486,908            | 110,550,694           |
| <i>Less:</i> Interest written off                                                                                                                                                                                                                                                                                                         | -                      | -                     |
| <b>Balance as at 30th September</b>                                                                                                                                                                                                                                                                                                       | <u>148,486,908</u>     | <u>110,550,694</u>    |
| <b>Write-off of Loans/Leases</b>                                                                                                                                                                                                                                                                                                          |                        |                       |
| As per FID Circular no. 03 dated 15th March 2007 of Bangladesh Bank a financial institution should write-off its loans/leases to clean-up its financial statements subject to fulfillment of the criteria. As per Bangladesh Bank guidelines, National Housing Finance and Investments Limited has written-off its loans/leases as under: |                        |                       |
| (Figures in Taka)                                                                                                                                                                                                                                                                                                                         |                        |                       |
| Balance at 1st January                                                                                                                                                                                                                                                                                                                    | 298,540,088            | 259,813,316           |
| Net loans/leases written-off during the year                                                                                                                                                                                                                                                                                              | -                      | 38,726,772            |
| No. of agreements written-off                                                                                                                                                                                                                                                                                                             | 19                     | 19                    |
| No. of clients written-off                                                                                                                                                                                                                                                                                                                | 16                     | 16                    |
| Interest suspense against written-off loans/leases                                                                                                                                                                                                                                                                                        | -                      | -                     |
| Provision adjusted against written-off loans/leases                                                                                                                                                                                                                                                                                       | -                      | (38,724,154)          |
| Recovery of loans/leases write-off loans/leases                                                                                                                                                                                                                                                                                           | -                      | -                     |
| <b>Balance of loans/leases written-off at 30th September 2018</b>                                                                                                                                                                                                                                                                         | <u>298,540,088</u>     | <u>298,540,088</u>    |
| <b>14.06 Provision for Gratuity</b>                                                                                                                                                                                                                                                                                                       |                        |                       |
| Balance as at 1st January                                                                                                                                                                                                                                                                                                                 | 3,903,586              | 3,113,945             |
| <i>Add:</i> Provision made during the year                                                                                                                                                                                                                                                                                                | 48,300                 | 4,099,516             |
| <i>Less:</i> Payment made during the year                                                                                                                                                                                                                                                                                                 | (3,951,886)            | (3,309,875)           |
| <i>Less:</i> Provision written back during the year                                                                                                                                                                                                                                                                                       | -                      | -                     |
| <b>Balance as at 30th September</b>                                                                                                                                                                                                                                                                                                       | <u>-</u>               | <u>3,903,586</u>      |
| <b>14.07 Provision for Current Tax</b>                                                                                                                                                                                                                                                                                                    |                        |                       |
| Balance as on 1st January                                                                                                                                                                                                                                                                                                                 | 431,849,906            | 555,381,950           |
| <i>Add:</i> Provision made during the year                                                                                                                                                                                                                                                                                                | 128,188,654            | 162,335,439           |
| <i>Add:</i> Short provision for the year 2014 & 2015                                                                                                                                                                                                                                                                                      | -                      | 10,655,210            |
| <i>Less:</i> Adjustment of advance tax                                                                                                                                                                                                                                                                                                    | (181,155,812)          | (296,522,692)         |
| <b>Balance as at 30th September</b>                                                                                                                                                                                                                                                                                                       | <u>378,882,748</u>     | <u>431,849,906</u>    |
| <b>14.08 Provision for taxation Net Charged for in the Profit &amp; Loss Account</b>                                                                                                                                                                                                                                                      |                        |                       |
| Current tax (note: 14.07)                                                                                                                                                                                                                                                                                                                 | 128,188,655            | 111,544,648           |
| <i>Add/ (less):</i> Deferred tax                                                                                                                                                                                                                                                                                                          | -                      | -                     |
|                                                                                                                                                                                                                                                                                                                                           | <u>128,188,655</u>     | <u>111,544,648</u>    |

Provisions for current tax has been made on the basis of the profit for the year as adjusted for taxation purposes in accordance with the provisions of Income Tax Ordinance, 1984 and amendments made thereto. The current tax rate for the Company is 37.50% on taxable income.

✓ 9

# National Housing Finance and Investments Limited

Continuation Sheet

|                                                                                                                                    | September 2018<br>Taka | December 2017<br>Taka |
|------------------------------------------------------------------------------------------------------------------------------------|------------------------|-----------------------|
| <b>14.09 Accrued Expenses</b>                                                                                                      |                        |                       |
| Promotion and publicity                                                                                                            | -                      | -                     |
| Audit fees                                                                                                                         | -                      | 287,500               |
| Sundry creditors                                                                                                                   | -                      | -                     |
|                                                                                                                                    | <u>-</u>               | <u>287,500</u>        |
| <b>15.00 Share Capital</b>                                                                                                         |                        |                       |
| <b>15.01 Authorized Capital:</b>                                                                                                   |                        |                       |
| 200,000,000 ordinary shares of Tk.10 each                                                                                          | 2,000,000,000          | 2,000,000,000         |
| <b>15.02 Issued, Subscribed and fully Paid-up Capital:</b>                                                                         |                        |                       |
| 106,392,000 ordinary shares of Tk.10 each                                                                                          | <b>1,063,920,000</b>   | <b>1,063,920,000</b>  |
| <b>% of holding:</b>                                                                                                               | <b>% of holding</b>    | <b>% of holding</b>   |
| Sponsors                                                                                                                           | 70.13%                 | 81.64%                |
| General public                                                                                                                     | 29.87%                 | 18.36%                |
|                                                                                                                                    | <u>100.00%</u>         | <u>100.00%</u>        |
| <b>Number of holding:</b>                                                                                                          |                        |                       |
| Sponsors                                                                                                                           | 74,607,751             | 86,857,557            |
| General public                                                                                                                     | 31,784,249             | 19,534,443            |
|                                                                                                                                    | <u>106,392,000</u>     | <u>106,392,000</u>    |
| <b>16.00 Statutory reserve</b>                                                                                                     |                        |                       |
| Balance as at 1st January                                                                                                          | 411,384,918            | 360,355,287           |
| Reserve made during the year                                                                                                       | 33,178,747             | 51,029,631            |
| <b>Balance as at 30th September</b>                                                                                                | <u>444,563,665</u>     | <u>411,384,918</u>    |
| Statutory reserve has been created at the rate of 20.00% of the net profit of Tk. 165,893,736 as per Bangladesh Bank's guidelines. |                        |                       |
| <b>17.00 Retained earnings</b>                                                                                                     |                        |                       |
| Balance as at 1st January                                                                                                          | 225,299,229            | 212,686,303           |
| <b>Add:</b> Net profit after tax for the year                                                                                      | 165,893,736            | 255,148,157           |
|                                                                                                                                    | 391,192,965            | 467,834,460           |
| <b>Less:</b> Allocations:                                                                                                          |                        |                       |
| Transferred to statutory reserve                                                                                                   | (33,178,747)           | (51,029,631)          |
| Issue of Bonus Share                                                                                                               | -                      | -                     |
| Dividend                                                                                                                           | (202,144,800)          | (191,505,600)         |
|                                                                                                                                    | <u>(235,323,547)</u>   | <u>(242,535,231)</u>  |
| <b>Balance as at 30th September</b>                                                                                                | <u>155,869,417</u>     | <u>225,299,229</u>    |



# National Housing Finance and Investments Limited

Continuation Sheet

|                                                                       | September 2018<br>Taka | September 2017<br>Taka |
|-----------------------------------------------------------------------|------------------------|------------------------|
| <b>18.00</b>                                                          |                        |                        |
| <b>Income statement</b>                                               |                        |                        |
| <b>Income:</b>                                                        |                        |                        |
| Interest, discount and other similar income (note: 19.00)             | 1,431,561,847          | 991,811,980            |
| Dividend income (note: 21.00)                                         | 3,115,863              | 4,444,281              |
| Fees, commission & brokerage (note: 22.00)                            | 56,000                 | 30,100                 |
| Gains less losses arising from investment in securities (note: 21.00) | 1,333,243              | 10,924,047             |
| Other operating income (note: 23.00)                                  | 19,901,907             | 18,262,960             |
|                                                                       | <b>1,455,968,860</b>   | <b>1,025,473,369</b>   |
| <b>Expenses:</b>                                                      |                        |                        |
| Interest on borrowing, fees and commission (note: 20.00)              | 976,953,943            | 579,815,280            |
| Losses on loan, advances and leases (note: 31.00)                     | 58,135,864             | 48,441,293             |
| Administrative expenses                                               | 95,301,998             | 85,966,329             |
| Other operating expenses (note: 30.00)                                | 11,471,249             | 9,688,967              |
| Depreciation on banking assets (note: 29.00)                          | 7,984,326              | 8,077,777              |
|                                                                       | <b>1,149,847,380</b>   | <b>731,989,646</b>     |
|                                                                       | <b>306,121,480</b>     | <b>293,483,723</b>     |
| <b>19.00</b>                                                          |                        |                        |
| <b>Interest income</b>                                                |                        |                        |
| <b>Interest on mortgage loan:</b>                                     |                        |                        |
| Home mortgage loan                                                    | 822,260,161            | 659,040,139            |
| Commercial mortgage loan                                              | 84,062,752             | 50,566,033             |
| Project mortgage loan                                                 | 30,315,312             | 23,270,937             |
|                                                                       | <b>936,638,225</b>     | <b>732,877,109</b>     |
| <i>Less:</i> Interest suspense                                        | (26,315,978)           | (34,151,570)           |
|                                                                       | <b>910,322,247</b>     | <b>698,725,539</b>     |
| <b>Interest on lease finance:</b>                                     |                        |                        |
| Industrial equipment                                                  | 2,645,395              | 7,401,794              |
| Vehicles                                                              | 722,691                | 3,525,681              |
| Delinquent interest                                                   | 2,858,370              | 10,093,958             |
| Interest on term finance                                              | 92,632,034             | 76,502,566             |
|                                                                       | <b>98,858,490</b>      | <b>97,523,999</b>      |
| <i>Less:</i> Interest suspense                                        | (11,620,236)           | (2,142,323)            |
|                                                                       | <b>87,238,254</b>      | <b>95,381,676</b>      |
| Interest on fixed deposits                                            | 395,947,684            | 174,679,187            |
| Interest on short term deposit                                        | 32,437,180             | 16,468,133             |
| Interest on loan against FDR                                          | 4,021,725              | 5,290,342              |
| Interest on staff loan                                                | 1,594,757              | 1,267,103              |
|                                                                       | <b>1,431,561,847</b>   | <b>991,811,980</b>     |
| <b>20.00</b>                                                          |                        |                        |
| <b>Interest paid on deposits, borrowings etc.</b>                     |                        |                        |
| Call money interest                                                   | 16,839,375             | 13,434,444             |
| Secured overdraft interest                                            | 17,134,266             | 3,982,961              |
| Term deposit interest                                                 | 416,057,418            | 120,965,623            |
| Term loan interest                                                    | 37,251,302             | 13,150,636             |
| Customer Deposit Int. - Kotipoti Scheme                               | 89,794                 | -                      |
| Customer Deposit Int. - Housing Deposit Scheme                        | 8,877                  | -                      |
| Customer Deposit Int. - Mohila Savings Scheme                         | 12,668                 | -                      |
| Customer Deposit Int. - Money Multiplier Scheme                       | 867,641                | -                      |
| Customer deposit interest - Term Deposit                              | 412,501,603            | 347,131,663            |
| Customer deposit interest - Income Account                            | 22,765,081             | 29,284,549             |
| Customer deposit interest - Double Money Account                      | 16,015,589             | 16,351,762             |
| Customer deposit interest - Triple Money Account                      | 4,678,169              | 2,259,551              |
| Customer deposit interest-MSS                                         | 2,066,649              | 1,355,574              |
| Customer deposit interest-MLNR                                        | 3,615,207              | 2,646,142              |
| HML refinance interest                                                | 8,323,323              | 10,381,890             |
| SME loan interest                                                     | 18,726,981             | 18,870,484             |
|                                                                       | <b>976,953,943</b>     | <b>579,815,280</b>     |

✓ 2

# National Housing Finance and Investments Limited

Continuation Sheet

|                                                                                                                              | September 2018<br>Taka                                                                                                                                                                                                                                                          | September 2017<br>Taka |
|------------------------------------------------------------------------------------------------------------------------------|---------------------------------------------------------------------------------------------------------------------------------------------------------------------------------------------------------------------------------------------------------------------------------|------------------------|
| <b>21.00 Investment Income</b>                                                                                               |                                                                                                                                                                                                                                                                                 |                        |
| Dividend on ordinary shares                                                                                                  | 928,363                                                                                                                                                                                                                                                                         | 1,319,281              |
| Dividend on preference shares                                                                                                | 2,187,500                                                                                                                                                                                                                                                                       | 3,125,000              |
| Gain on sale of shares                                                                                                       | 4,335,767                                                                                                                                                                                                                                                                       | 12,007,063             |
| Loss on sale of shares                                                                                                       | (3,002,524)                                                                                                                                                                                                                                                                     | (1,083,016)            |
|                                                                                                                              | <u>4,449,106</u>                                                                                                                                                                                                                                                                | <u>15,368,329</u>      |
| <b>22.00 Commission, exchange and brokerage</b>                                                                              |                                                                                                                                                                                                                                                                                 |                        |
| Fees                                                                                                                         | 56,000                                                                                                                                                                                                                                                                          | 30,100                 |
|                                                                                                                              | <u>56,000</u>                                                                                                                                                                                                                                                                   | <u>30,100</u>          |
| <b>23.00 Other operating income</b>                                                                                          |                                                                                                                                                                                                                                                                                 |                        |
| Application, processing and documentation fees                                                                               | 17,740,327                                                                                                                                                                                                                                                                      | 14,329,192             |
| Delinquent charge-MSS,MLNR etc.                                                                                              | 4,360                                                                                                                                                                                                                                                                           | 3,909                  |
| Interest on call Money lending                                                                                               | -                                                                                                                                                                                                                                                                               | -                      |
| Other income                                                                                                                 | 2,157,220                                                                                                                                                                                                                                                                       | 3,929,859              |
|                                                                                                                              | <u>19,901,907</u>                                                                                                                                                                                                                                                               | <u>18,262,960</u>      |
| <b>24.00 Administrative expenses</b>                                                                                         |                                                                                                                                                                                                                                                                                 |                        |
| <b>24.01 Directors' fees and expenses</b>                                                                                    |                                                                                                                                                                                                                                                                                 |                        |
| This represents fees paid for attending board meetings and other committee meetings @ Tk. 8,000/- per attendance per person. | 1,481,200                                                                                                                                                                                                                                                                       | 1,549,409              |
|                                                                                                                              | <u>1,481,200</u>                                                                                                                                                                                                                                                                | <u>1,549,409</u>       |
| <b>24.02 Salaries and allowances</b>                                                                                         |                                                                                                                                                                                                                                                                                 |                        |
| Salary & allowances (note: 24.02.01)                                                                                         | 60,267,037                                                                                                                                                                                                                                                                      | 49,316,575             |
| Provident fund contribution                                                                                                  | 2,784,808                                                                                                                                                                                                                                                                       | 2,502,701              |
| Gratuity                                                                                                                     | 48,300                                                                                                                                                                                                                                                                          | 108,150                |
| Bonus                                                                                                                        | -                                                                                                                                                                                                                                                                               | 6,949,308              |
|                                                                                                                              | <u>63,100,145</u>                                                                                                                                                                                                                                                               | <u>58,876,734</u>      |
| <b>24.02.01</b>                                                                                                              | This includes managerial remuneration of Taka 38.89 million and balance amount Taka 24.21 million is on account of staff salary, bonus and other allowances. The number of employees including contract based employees were 164 and 147 for the year 2018 & 2017 respectively. |                        |
| <b>24.03 Rent, taxes, insurance, electricity etc.</b>                                                                        |                                                                                                                                                                                                                                                                                 |                        |
| Office maintenance                                                                                                           | 1,471,446                                                                                                                                                                                                                                                                       | 105,250                |
| Office rent                                                                                                                  | 2,293,440                                                                                                                                                                                                                                                                       | 2,201,620              |
| Security Guard                                                                                                               | 800,660                                                                                                                                                                                                                                                                         | 660,160                |
| City corporation Taxes                                                                                                       | -                                                                                                                                                                                                                                                                               | 49,248                 |
| Electricity                                                                                                                  | 1,516,470                                                                                                                                                                                                                                                                       | 1,322,759              |
| Utilities                                                                                                                    | 127,482                                                                                                                                                                                                                                                                         | 1,285,776              |
| Insurance (note: 24.03.01)                                                                                                   | 696,883                                                                                                                                                                                                                                                                         | 698,782                |
|                                                                                                                              | <u>6,906,381</u>                                                                                                                                                                                                                                                                | <u>6,323,595</u>       |
| <b>24.03.01</b>                                                                                                              | Taka 696,883 being premium paid for insurance coverage against damages/loss of the Company's fixed assets by fire, earthquake etc.                                                                                                                                              |                        |
| <b>24.04 Legal expenses</b>                                                                                                  |                                                                                                                                                                                                                                                                                 |                        |
| Legal and professional                                                                                                       | 362,000                                                                                                                                                                                                                                                                         | 266,500                |
| Legal charges                                                                                                                | 12,000                                                                                                                                                                                                                                                                          | 300                    |
| Membership fees and subscription                                                                                             | 1,572,568                                                                                                                                                                                                                                                                       | 2,076,068              |
|                                                                                                                              | <u>1,946,568</u>                                                                                                                                                                                                                                                                | <u>2,342,868</u>       |
| <b>25.00 Postage, stamps, telecommunication etc.</b>                                                                         |                                                                                                                                                                                                                                                                                 |                        |
| Courier                                                                                                                      | 135,959                                                                                                                                                                                                                                                                         | 144,663                |
| Postage                                                                                                                      | 31,918                                                                                                                                                                                                                                                                          | 29,012                 |
| Stamps & security paper                                                                                                      | 1,330,196                                                                                                                                                                                                                                                                       | 1,365,356              |
| Telephone, fax & e-mail                                                                                                      | 1,149,850                                                                                                                                                                                                                                                                       | 1,006,406              |
|                                                                                                                              | <u>2,647,923</u>                                                                                                                                                                                                                                                                | <u>2,545,437</u>       |
| <b>26.00 Stationery, printing, advertisement etc.</b>                                                                        |                                                                                                                                                                                                                                                                                 |                        |
| Printing                                                                                                                     | 745,536                                                                                                                                                                                                                                                                         | 1,176,148              |
| Stationery                                                                                                                   | 1,153,321                                                                                                                                                                                                                                                                       | 674,837                |
| Business Commission                                                                                                          | 2,313,813                                                                                                                                                                                                                                                                       | 2,466,333              |
| Promotion & publicity                                                                                                        | 10,653,289                                                                                                                                                                                                                                                                      | 6,307,968              |
|                                                                                                                              | <u>14,865,959</u>                                                                                                                                                                                                                                                               | <u>10,625,286</u>      |

89



# National Housing Finance and Investments Limited

Continuation Sheet

|                                                                           | September 2018<br>Taka | September 2017<br>Taka |
|---------------------------------------------------------------------------|------------------------|------------------------|
| <b>27.00 Managing Director's salary and fees</b>                          |                        |                        |
| Salary & allowances                                                       | 4,094,893              | 3,123,000              |
| Provident fund contribution                                               | 258,929                | 180,000                |
| Bonus                                                                     | -                      | 400,000                |
|                                                                           | <u>4,353,822</u>       | <u>3,703,000</u>       |
| <b>28.00 Auditors' fees</b>                                               | -                      | -                      |
| <b>29.00 Depreciation on and repairs to assets</b>                        |                        |                        |
| <b>Depreciation:</b>                                                      |                        |                        |
| Building                                                                  | 2,895,226              | 981,402                |
| Newly acquired Building                                                   | 1,005,977              | 3,111,268              |
| Furniture                                                                 | 1,365,329              | 1,507,649              |
| Office equipment                                                          | 1,574,990              | 1,306,635              |
| Motor vehicle                                                             | 817,380                | 1,021,725              |
|                                                                           | <u>7,658,902</u>       | <u>7,928,679</u>       |
| Repair and maintenance                                                    | 325,424                | 149,098                |
|                                                                           | <u>7,984,326</u>       | <u>8,077,777</u>       |
| <b>30.00 Other expenses</b>                                               |                        |                        |
| Traveling expenses                                                        | 170,528                | 237,239                |
| Conveyance bill                                                           | 1,868,530              | 1,633,433              |
| Training                                                                  | 444,728                | 234,901                |
| Bank charges and excise duty                                              | 2,283,680              | 1,223,671              |
| Books, periodicals and others                                             | 31,503                 | 47,646                 |
| Office refreshments                                                       | 1,863,255              | 1,234,847              |
| Motor car                                                                 | 4,005,464              | 4,196,513              |
| Office general expenses                                                   | 417,964                | 470,492                |
| AGM Expenses                                                              | 311,599                | 305,619                |
| Trade License Fees                                                        | -                      | 89,802                 |
| Computer Software Expenses                                                | 19,941                 | -                      |
| Investment expenses share                                                 | 54,057                 | 14,804                 |
|                                                                           | <u>11,471,249</u>      | <u>9,688,967</u>       |
| <b>31.00 Provisions for loan and advances</b>                             |                        |                        |
| For classified loans, advances and leases                                 | 43,467,380             | 77,111,884             |
| For unclassified loans, advances and leases                               | 14,668,484             | (28,670,592)           |
|                                                                           | <u>58,135,864</u>      | <u>48,441,293</u>      |
| <b>31.01 Provision for investments</b>                                    |                        |                        |
| Made during the year                                                      | 17,631,394             | 10,032,596             |
| Recovery during the year                                                  | (5,524,456)            | (5,374,099)            |
|                                                                           | <u>12,106,938</u>      | <u>4,658,497</u>       |
| <b>31.02 Others</b>                                                       |                        |                        |
| Provisions for legal charges                                              | (10,570)               | (360,405)              |
| Provisions for cheque dishonored & clearing charges                       | (57,279)               | (253,852)              |
|                                                                           | <u>(67,849)</u>        | <u>(614,257)</u>       |
| <b>32.00 Earnings per share</b>                                           |                        |                        |
| a) Earnings attributable to the ordinary shareholders(Taka)               | 165,893,736            | 177,894,836            |
| b) Number of ordinary shares outstanding during the year                  | 106,392,000            | 106,392,000            |
| c) Weighted average number of ordinary shares outstanding during the year | 106,392,000            | 106,392,000            |
| d) Basic earnings per share (a/c)                                         | <u>1.56</u>            | <u>1.67</u>            |

Prior year Basic Earning Per Share calculation has been revised due to calculation of weighted average number of ordinary shares. Earnings per share (EPS) has been computed by dividing the net profit after tax (NPAT) by the weighted average number of ordinary shares outstanding as on 30th September 2018 as per BAS-33 "Earnings Per Share". No diluted EPS was required to be calculated for the year since there was no scope for dilution of shares during the year.

83

# National Housing Finance and Investments Limited

Continuation Sheet

|       |                                              | September 2018<br>Taka | September 2017<br>Taka |
|-------|----------------------------------------------|------------------------|------------------------|
| 33.00 | <b>Increase/(Decrease) of other deposits</b> |                        |                        |
|       | <b>Closing balance:</b>                      |                        |                        |
|       | Term deposits                                | 15,109,510,559         | 11,085,255,863         |
|       | Other deposits                               | 13,094,267             | 14,402,739             |
|       |                                              | <b>15,122,604,825</b>  | <b>11,099,658,602</b>  |
|       | <b>Opening balance:</b>                      |                        |                        |
|       | Term deposits                                | 11,654,983,097         | 8,459,160,226          |
|       | Other deposits                               | 13,181,489             | 18,469,536             |
|       |                                              | <b>11,668,164,585</b>  | <b>8,477,629,762</b>   |
|       |                                              | <b>3,454,440,240</b>   | <b>2,622,028,840</b>   |
| 34.00 | <b>Sanction and disbursement</b>             |                        |                        |
|       | Sanction                                     | 3,469,450,000          | 2,676,880,513          |
|       | Disbursement                                 | 2,762,042,516          | 1,876,239,593          |
|       | Undisbursed                                  | <b>707,407,484</b>     | <b>800,640,920</b>     |
| 34.a  | <b>Contingent liabilities</b>                |                        |                        |
|       | Government                                   | -                      | -                      |
|       | Directors                                    | -                      | -                      |
|       | Bank and other Financial Institution         | -                      | -                      |
|       | Other                                        | <b>707,407,484</b>     | <b>800,640,920</b>     |

## 35.00 Audit committee of the board

The audit committee was formed by the Board of Directors of National Housing Finance And Investments Limited. The members of the committee are as under:

| SL No | Name                   | Status with the Company | Status with the Committee | Educational Qualification                   |
|-------|------------------------|-------------------------|---------------------------|---------------------------------------------|
| 01    | Professor Imran Rahman | Independent Director    | Chairman                  | MBA (IBA), BSC (Eco.) in Math. Economics UK |
| 02    | Mr. Md. Kabir Reza     | Director                | Member                    | M.Com (Acc.), FCMA                          |
| 03    | Mr. Azmal Hossain      | Director                | Member                    | B.Com                                       |
| 04    | Mr. Akhtar Ahmed       | Director                | Member                    | B.A (Hons), M.A.(DU), ACCI                  |
| 05    | Syed Tanveer Hussain   | Independent Director    | Member                    | M.A. In Development Economics (USA)         |

The Audit Committee of the Board was duly constituted by the Board of Directors of the Company in accordance with the Bangladesh Bank's DFIM circular no. 13, dated October 26, 2011 and Bangladesh Securities and Exchange Commission notification ref. no. SEC/CMRRCD/2006-158/129/Admin/43, dated July 03, 2012. During the year the committee meet 3(three) times in which among others, the following issues were discussed:

- 01 Audit and inspection report of Bangladesh Bank Inspection Team and External Auditors of National Housing.
- 02 Ensuring an effective Internal Control System and Risk Management System.
- 03 Review the unaudited Financial Statements.
- 04 Stressing on the importance of the regulatory compliance.
- 05 Review of conflict of interests.
- 06 Review of the credit policy of the Company.
- 07 Any other matters which deems necessary.

## 36.00 Company information

Last year's figures and account heads have been rearranged to conform current year's presentation in accordance with the Bangladesh Bank DFIM Circular # 11 dated December 23, 2009.

## 37.00 Geographical area of operation

Company's geographical area of operation was in Dhaka, Chittagong, Bogra and Rangpur in the year 2018.

## 38.00 Capital expenditure commitment

There was neither any outstanding contract nor any Board authorization for capital expenditure as at September 30, 2018.

✓ 9



# National Housing Finance and Investments Limited

Continuation Sheet

September 2018  
Taka

September 2017  
Taka

- 39.00 **Subsequent events-disclosure under BAS 10: "events after the balance sheet date"**  
No material event has been occurred after the Balance Sheet date, which could materially effect the value of the financial statements.
- 40.00 **Claims against the company not acknowledge as debt**  
There is no claim at the Balance Sheet date, which has not been acknowledged by the Company.
- 41.00 **Credit facility availed**  
There was no credit facility available to the Company under any contract as on Balance Sheet date other than trade credit available in the ordinary course of business.
- 42.00 Previous year's figures have been rearranged where necessary to conform to current year's presentation. Figures have been rounded nearest Taka.

✓ 2

# National Housing Finance and Investments Limited

Continuation Sheet

(Annexure-A)

Fixed assets including premises, furniture and fixtures for 2018

Figures in Taka

| Particulars             | Cost                   |                          |                          | Rate   | Depreciation           |                          |                         |                        | Written down value as on 30.09.18 | Written down value as on 31.12.17 |
|-------------------------|------------------------|--------------------------|--------------------------|--------|------------------------|--------------------------|-------------------------|------------------------|-----------------------------------|-----------------------------------|
|                         | Balance as on 01.01.18 | Disposed during the year | Addition during the year |        | Balance as on 01.01.18 | Adjustments for disposal | Charged during the year | Balance as on 30.09.18 |                                   |                                   |
| Land & building         | 96,509,093             | -                        | -                        | 10.00% | 27,512,239             | -                        | 883,273                 | 28,395,512             | 68,113,581                        | 68,996,854                        |
| Newly acquired Building | 142,555,215            | -                        | -                        | 3.00%  | 8,425,013              | -                        | 3,017,930               | 11,442,943             | 131,112,272                       | 134,130,202                       |
| Furniture               | 27,229,569             | -                        | 30,281                   | 10.00% | 9,049,422              | -                        | 1,365,329               | 10,414,751             | 16,845,099                        | 18,180,147                        |
| Office equipment        | 17,707,746             | -                        | 3,120,526                | 20.00% | 10,302,958             | -                        | 1,574,990               | 11,877,948             | 8,950,324                         | 7,404,788                         |
| Motor vehicle           | 11,537,484             | -                        | -                        | 20.00% | 6,088,288              | -                        | 817,380                 | 6,905,668              | 4,631,816                         | 5,449,196                         |
| <b>Total:</b>           | <b>295,539,107</b>     | <b>-</b>                 | <b>3,150,807</b>         |        | <b>61,377,920</b>      | <b>-</b>                 | <b>7,658,902</b>        | <b>69,036,822</b>      | <b>229,653,092</b>                | <b>234,161,187</b>                |

Handwritten signature or initials in blue ink.